

NEW!



Hepworth
ooooo oooooooooooooo
AUSTRALIA

HepFlex™ Waste


The HepFlex™ Waste range provides the professional installer with an efficient means to connect to appliances and existing waste pipes and offers a real solution in difficult situations.

It is ideally suited for new build as well as renovations and maintenance work. It has been designed to use in conjunction with the HepvO™ Self-Sealing Waterless Trap or to compliment rigid systems by providing an alternative method of connecting the drainage connection.

Benefits Include:

- Provides a neat, multi-angled bend with a smooth internal bore
- Ensures precise alignment first time, every time
- Reduces the amount of fittings needed and the time spent having to solvent weld them
- Enables quick and easy connection of two fixed points within a waste system

HepvO™ Self-Sealing Waterless Trap



3mtr x 40mm Smooth Bore
White PVC Flexible Waste Pipe

Code: FCP3

It can also be used to facilitate the connection of two fixed points within a waste system.

Code: FSCW6

40mm White ABS
Spigot Connector



Joining

1. Cut the HepFlex™ Waste pipe square using Hepworth cutters.
2. Ensure the inner surface of the HepFlex™ Waste pipe and the tapered spigot of the HepFlex™ Waste fittings are clean and dry.
3. Apply solvent cement evenly over mating surfaces of both pipe and tapered spigot. Insert the tapered spigot into the pipe with a slight twisting action to the full spigot depth.
4. Surplus cement should be removed with a cloth. The joint should be firm enough to handle within 5 minutes.

Note: There is a small gap between the I.D. of the pipe and the O.D. of the tapered spigot. This is to allow sufficient solvent cement into the joint to make a good weld.

Straight Runs

HepFlex™ Waste pipe is not recommended for runs longer than 1m. Horizontal lengths greater than 200mm should be supported every 150mm. When connecting HepFlex™ Waste to short lengths of rigid pipe, the rigid pipe needs to be supported using a minimum of 2 clips.

The location of the clips should be not more than 100mm from the ends of the rigid pipe to accommodate fittings and positional adjustment.

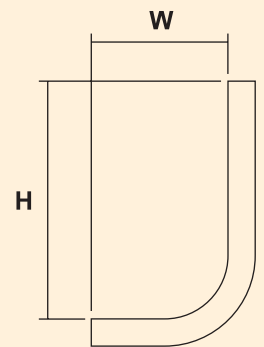
Bends

It is recommended that HepFlex™ Waste pipe is not bent tighter than four times diameter. The table below gives the minimum length of pipe needed to create the required angle.

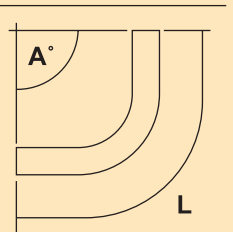
Offset Bends

The table below gives the length of pipe required to create an offset for a given distance. The offset distances given are the minimum possible to retain the required four times diameter bend.

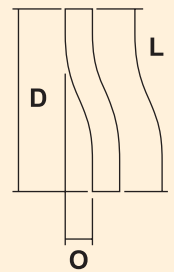
To avoid the possibility of sagging, the width should never exceed height.



Angle	Cut Length mm	
	Ø32	Ø40
10°	100	105
20°	125	135
30°	150	165
40°	180	200
50°	190	215
60°	205	230
70°	230	260
80°	260	290
90°	310	325



Offset	Min Distance mm		Cut Length mm	
	Ø32	Ø40	Ø32	Ø40
25	190	200	195	205
50	240	250	250	265
75	270	290	290	310
100	295	320	325	345
125	315	345	360	380
150	335	365	390	415
175	345	380	415	445
200	355	395	445	470



For more Information on these and other
Innovative Products from Hepworth
Call FREEPHONE 1800 173 000

HEPWORTH AUSTRALIA

A division of Exel Distributors Pty Ltd

35 Rooks Road
 Nunawading, VIC 3131

PH 03 9874 0303 FAX 03 9874 0505

